

Bulldog Rail Frame Assembly

RAIL

Reconfigurable. Accessory. Integrated. Load Carriage System

Jason Simione

Rail Frame

Reconfigurable. Accessory.
Integrated. Load Carriage System


This Pack Frame is compatible with all Molle Pouches. The Pouches can be Mounted Vertically or Horizontally.

The Pack Frame has a Load capacity of 400 Lbs.

The removable Platform can be used to carry Ammunition Cans, Mortars, Batteries, Water, or any other Bulky Items.


Constructed from Aircraft Aluminum, which is CARC (Chemical Agent Resistant Coating) Coated.

Any damage to the frame can be hammered back into place with a hammer!



Rail Platform: Equipment Platform with secure strap. Designed to hold Ammo Cans, Batteries, Food, Water, Load Capacity 150 Lbs! Qty (1)

Platform




Battery



Rail Frame Qty (1)

The Platform folds up




The Platform folds directly against the frame.




Rail Platform: Equipment Platform with secure strap. Designed to hold Ammo Cans, Batteries, Food, Water

Load Capacity 150 Lbs. Qty (1)




Rail Assembly and Extra Hardware


The Platform is removable, Nylock Nut and Bolts, All Stainless Steel Hardware



These Bolts are Extra Hardware Qty (2)



Shoulder Pads/ Waist Belt Qty (1) Each



Waist Belt



Shoulder Pads

Shoulder Pads/ Waist Belt

Weave webbing through Triglide



Mounting to Frame

Place webbing through triglide




Weave webbing through frame



Securing Shoulder Straps

Secure webbing through Triglide




Pull Tight



Securing Triglide

Weaving webbing back over itself




This is Most Secure




Securing Triglidge

Pull Tight



Secured



Lower Portion Shoulder Straps

Place Sewn Loop through Frame



Place Sewn Loop through Frame



Finished Lower Portion

Place clip through loop



Pull Tight



Tying Release Clip Qty (2)

Place 550 chord through slot



Tie over hand knot



Finishing 550 Chord Quick Release

Pull Knot Tight




Dressed Knot



Activate Quick Release, Pull on Chord

To Activate Release Pull Chord




Chest Strap Qty (1)


Secure Chest strap around Shoulder Pad.



Secure with Triglide



Waist Belt Qty (1)



Waist Belt

Place 2 Ladder Locks and 2 pieces of webbing through 3 Inch vertical Slots



Weave webbing through Ladder Lock




Once webbing is laced through, Pull Secure.


To Secure Pull with Pliers



Pull Tight to Secure Waist Belt



240 AG Kit 800 Rd Capacity



240 AG Kit with 2 Day Back Pack




240 AG Kit Mounting Barrel Matt Qty (1)

Where you place the Hot Barrel to cool


Facing Frame Mount Barrel Matt on
2nd row on the left

Push Triglode through Frame



Flip Frame over and secure triglide

Front of Frame




Back of Frame



Securing Triglide

Weaving webbing back over itself




This is Most Secure




Securing Triglide

Pull Tight



Secured



Quiver Qty (1)

Where you store the Barrel when not in use, It was designed for a hot Barrel can be placed inside as well.

Quiver



Attaching Quiver



Mounting Quiver

Qty (1), Also (1) Female Clip

(1) Female Clip per Quiver




(1)On Face



Mounting Quiver



Mounting Quiver



Mounting Quiver




Mounting Quiver

Finished mounting Quiver



Secure Triglides of the Quiver

Pull Tight



Secured



Ammo Bag Qty (2)

Designed to hold 400 Rds of 240 Ammo Each Bag, 375 Rds Inside the bag 25 Rds outside the feed bracket.

Finished Look



Mounting Replaceable Female Clip, Place slot over webbing, bottom of Clip then Top



Ammo Bag

5 Female Clips per bag Qty (10) Total 1 On Top, 3 on Face, 1 On Rear



Ammo Bag

Metal Bracket, is kept outside the bag.



Metal Bracket edges are designed to be placed OUTSIDE THE FABRIC!



Finished Product

Rear of Ammo Bag



Securing Strap



Mounting Ammo Bags to Frame

Weave webbing through frame, just like Molle.




Mount Both Ammo Bags at the Same Time



Mount Both Ammo Bags at the Same Time



Back Side of Frame




Finish by placing Triglides Through Frame and Secure!

Push Triglides Through Frame



Secure Triglide



375 Rds will fit in each pouch, leave 25 rounds outside of Metal Bracket to aid AG.

Lay Ammo Horizontally onto of itself



Leave a Minimum of 15 – 25 Rounds Outside of Bracket



Leave Ammo Hanging out of Bracket

**15-20 Rounds leave outside of Bracket
to rapidly connect with the weapon**



Pull flap secure with webbing




240 AG Kit Components Qty (1)

Each

**Heat Mitt: to be used when changing
hot Barrel**



M249/240 Sling



Multipurpose Pouch, It will contain a 100 OZ bladder (Not Included) or other needed items.

Qty (1) Each

Multipurpose pouch, Hydration or other mission essential items

100 Oz bladder is inside.



Secure Tripod inside Barrel Matt with webbing Straps.

Tripod can be placed right side up



Or Tripod can be Placed Upside Down



Tripod Secure Straps on Barrel Matt Over Ammo Bags.



3 Securing Straps for Barrel Matt / Tripod



Ammo Feeds over top of Frame

Tripod secured next to ammo



Finished Result (800) Rds down range



240 AG Kit with Quiver, Barrel Matt, (2) 400 Rd Ammo Bags Hydration Pouch



2 Day Pack Mounts over Ammo Bags, Tripod, and Quiver Qty (1)


Ammo Bags



Two (2) day Pack



Two straps connect over the top, two on the side.
Push male clip through loop, pull tight, connect to
pack. Qty (4) Straps



240 AG Kit ready to Deploy (800) Rds of Ammo, Spare Barrel, and Tripod!

With 2 Day Pack Attached



Without 2 Day Pack





ASSISTANT GUNNER'S PACK (400RND OPTION) TEST



Tested Item Description:

BULLDOG ASSISTANT GUNNER'S PACK - 400 RD OPTION (SKU: BAG-4)

KIT INCLUDES:

- SPARE BARREL BAG
- RAIL PACK FRAME
- HEAT MITT (USED TO FACILITATE HOT BARREL CHANGING OPERATIONS)
- WAIST BELT
- WEAPON SLING ASSEMBLY
- BARREL MAT
- SHOULDER STRAPS (HEAVILY PADDED WITH METAL QUICK RELEASE BUCKLES)
- 400RND OPTION TESTED INCLUDED 2X 200RND MODULAR AMMO FEED BAGS

Testing:

An MG Team per platoon was selected to test the AG pack. Each team received 400rnds of 7.62 4:1 link ammunition and were tasked to rapidly move from a given position to the firing line, place the MG into action, and engage a series of transition paster targets on both bipod and tripod, simultaneously conducting both rapid ammo and barrel changes.

Feedback:

The AGs loved the pack. It was comfortable, durable, functional, and significantly increased their ability to rapidly conduct crew drills, change barrels, and load/re-load ammunition w/o a lull in fire or rate of suppression.



Built around the MOLLE rucksack frame, it is low-profile, ergonomic, and completely modular and customizable to fit the user and mission. Pouches and accessories can be adjusted and reconfigured based off mission requirements, AG preference, and weight distribution.



PFC Leonardi and PV2 Bronson of WPNs SQD, 1/C/1-27, demonstrate the capability, efficiency, and suppressive sustainability of the 400rnd option while executing machinegun firing table one transition fire.



ASSISTANT GUNNER'S PACK (400RND OPTION) TEST



Recommendation:

The 400 RND optional allows for greater flexibility in the customization of the pack configuration, as well as, the amount of ammo to carry based of mission requirement. **RECOMMEND** one per gun team. Total of 18 packs per company.

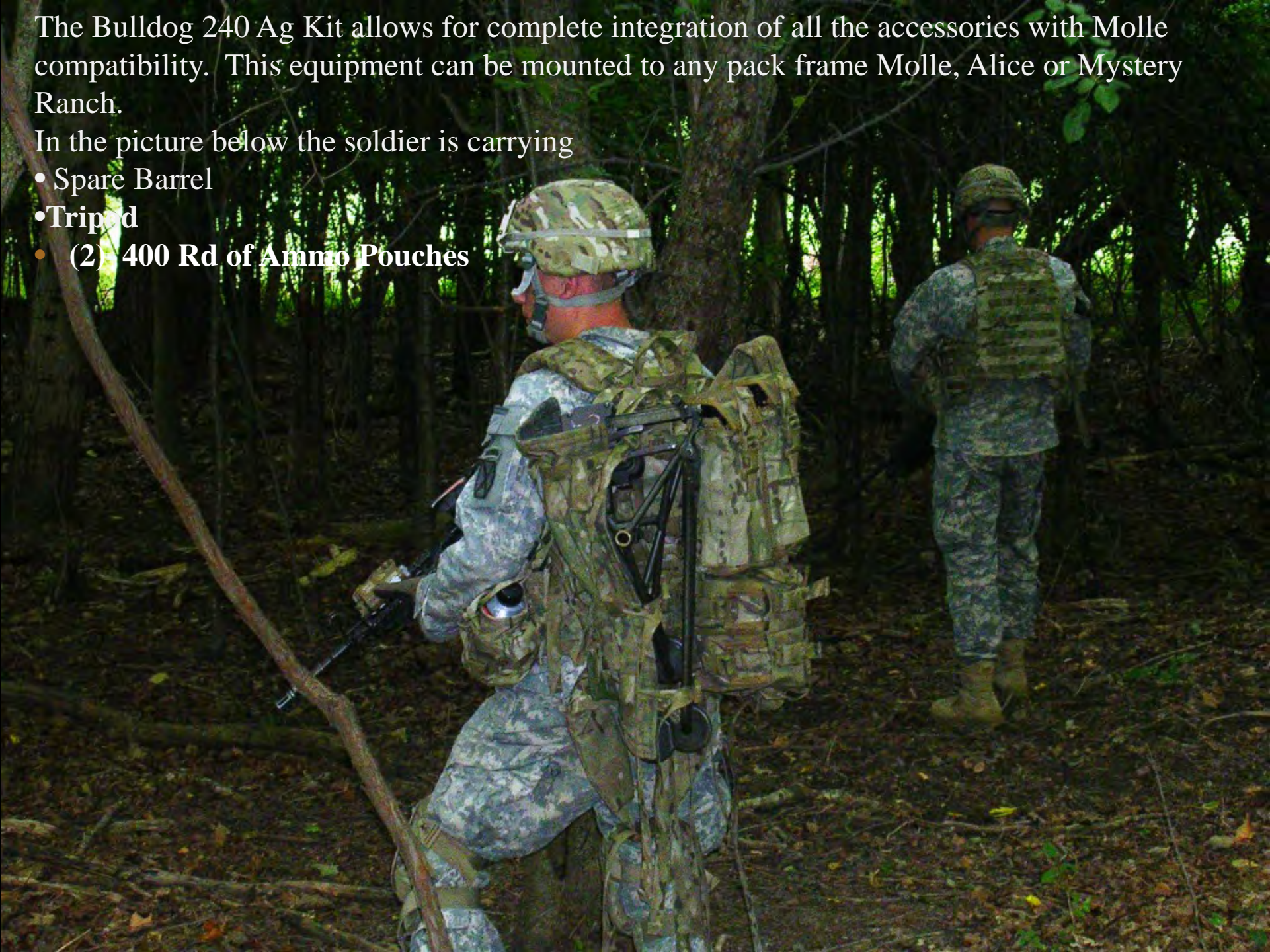
Other AG Pack Options:



The Bulldog 240 Ag Kit allows for complete integration of all the accessories with Molle compatibility. This equipment can be mounted to any pack frame Molle, Alice or Mystery Ranch.


In the picture below the soldier is carrying

- Spare Barrel
- Tripod
- (2) 400 Rd of Ammo Pouches



The Ruck Frame
compatibility allows
for

- Load Distribution
- Injury Prevention
- Rapid Accessibility





With the equipment organized, this allows the AG to engage enemies with his M4 without being encumbered with pouches and straps entangling his chest rig and mags pouches.



The AG is able to engage enemy targets unimpeded by the 240 AG Kit



The AG is able to remove the Ruck without getting up from the Prone position, with our METAL QUICK RELEASE STRAPS!















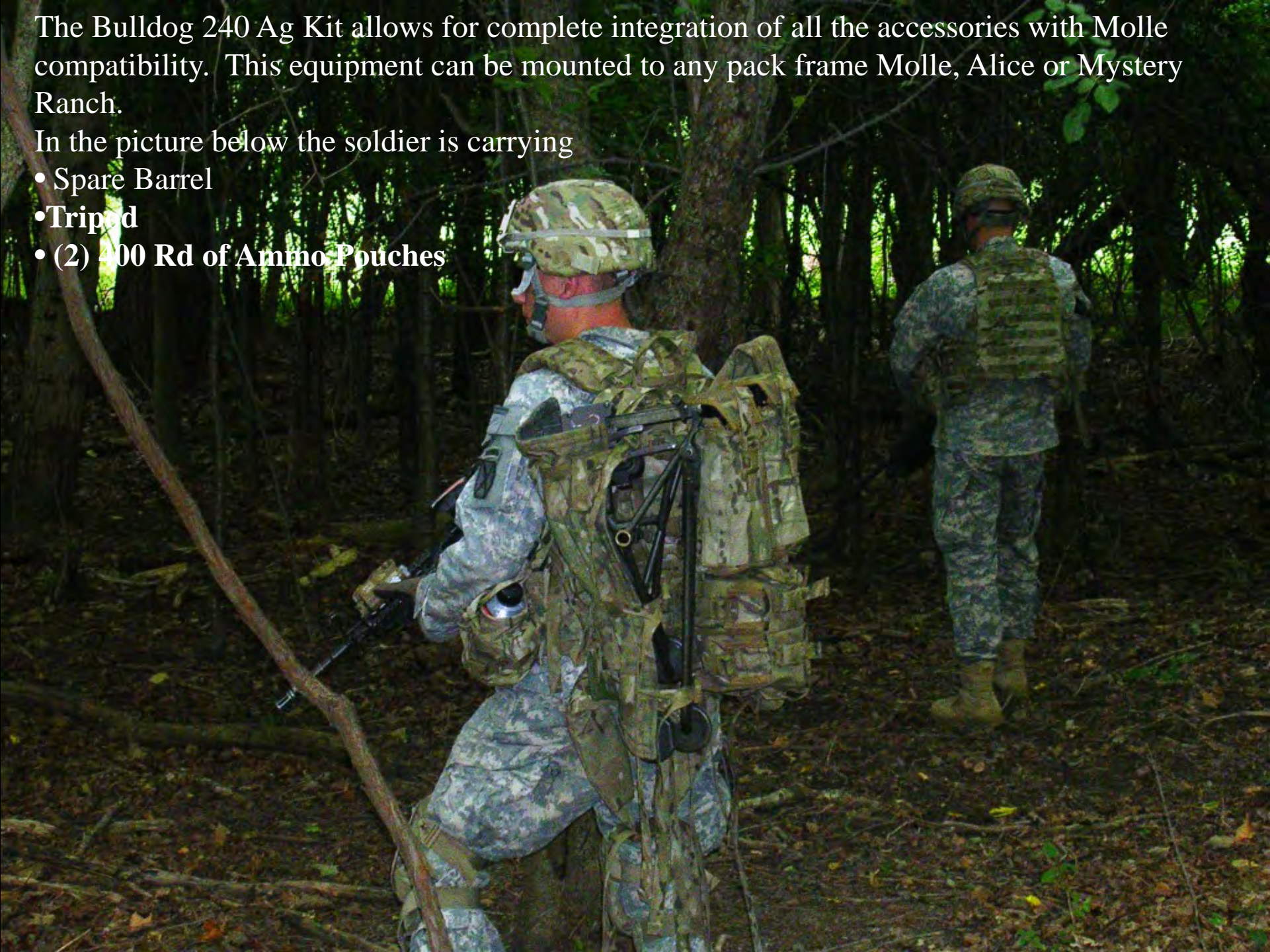


Securing Tripod

The Bulldog 240 Ag Kit allows for complete integration of all the accessories with Molle compatibility. This equipment can be mounted to any pack frame Molle, Alice or Mystery Ranch.

In the picture below the soldier is carrying

- Spare Barrel
- Tripod
- (2) 400 Rd of Ammo Pouches





ASSISTANT GUNNER'S PACK (400RND OPTION) TEST



240 AG Kit Deployed in Theater



Never Again!!!



Bulldog 240 Weapon Sling



MADE IN USA

BULLDOG



TACTICAL

EQUIPMENT

Jason@Bulldogequipment.us

Phone: 954-448-5221

WWW.BULLDOGEQUIPMENT.US